


alula™




# USER GUIDE

for iOS

Version 1





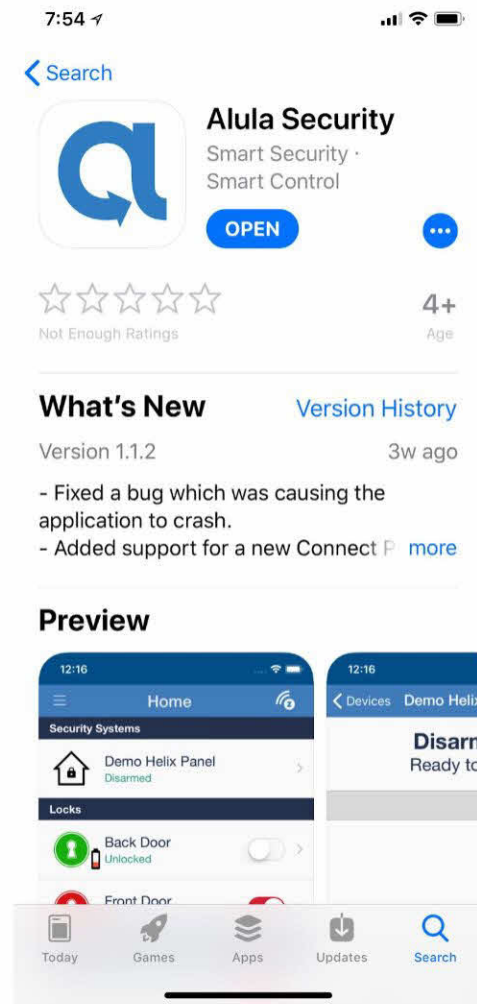
<b>1. GETTING STARTED</b>	<b>3</b>
<b>2. DOWNLOAD THE ALULA APP</b>	<b>3</b>
<b>3. SIGN IN</b>	<b>3</b>
<b>4. 4. LOCATIONS</b>	<b>4</b>
<b>5. MAIN DASHBOARD SCREEN</b>	<b>5</b>
5.1. Application Menu	5
5.3. Feature Menus	6
5.3.1. SECURITY FEATURE	6
5.3.1.2. STAY	7
5.3.1.3. AWAY	7
5.3.1.4. NIGHT	7
5.3.1.5. DISARM	7
5.3.1.7. ZONES AND BYPASSING	8
5.3.1.8. SECURITY FEATURE MENU	8
5.3.1.8.1. SCENES	8
5.3.1.8.2. SETTINGS	9
5.3.1.8.3. VIEW EVENTS	9
5.3.1.8.4. VIEW TROUBLES	9
5.3.2. LOCKS, LIGHTS, GARAGE DOORS, & THERMOSTATS FEATURES	9
5.4. CREATING A SCENE	10
5.4.0.2. CREATE/EDIT A NEW SCENE	10
<b>6. Account and User Management</b>	<b>11</b>

## 1. GETTING STARTED

Welcome to the new Alula Application! With this application, you will be able to gain complete control over your home by having access to your security system, lights, locks, thermostats, cameras, and garage doors.

## 2. DOWNLOAD THE ALULA APP

The free Android Alula app by Alula is downloadable



## 3. SIGN IN

You will receive a username via email. The password is abcd1234. Once you have installed the application, enter in your Username and Password. If you have forgotten your password, use the "Forgot Password" link to have a temporary password sent to your email address. Every time the application is launched, it will check to see if any changes have been made to your account. To change Username and password to the app, click this link to the website. Once there, please follow the instructions below.

A screenshot of the Alula login page. It features the Alula logo at the top. Below the logo are two input fields: "Username" and "Password". A blue "Login" button is positioned below the password field. At the bottom left, there is a "Demo" link, and at the bottom right, there is a "Forgot your password?" link.

- Login in using the username and password above
- Click on Contact List
- Select on your current Login Name (this will usually be your first name and last name)
- Click on Change User Name or Change Password
- Enter your new User Name or Password and click on submit

## 4. LOCATIONS

If you have more than one building, home, or property protected, you will be presented with a Location selection on your first sign in. You can return to this Location selection screen at any time by pressing the Android back button on your device.

Each Location may have one or more security systems installed. Most residential users will have a single Location with a single security system installed. In this case, the application will open directly to the Main Dashboard Screen

